



**Electrolux**  
PROFESSIONAL

## Eco Preparation 1600 mm Hot Cupboard with Upstand

ITEM # \_\_\_\_\_

MODEL # \_\_\_\_\_

NAME # \_\_\_\_\_

SIS # \_\_\_\_\_

AIA # \_\_\_\_\_



132878 (MSR1617N)

Hot Cupboard, with 100mm  
upstand, 1600mm

### Short Form Specification

Item No. \_\_\_\_\_

Made entirely from stainless steel. Inner welded frame in stainless steel. Unique connection of panels to inner frame. Worktop in 304 AISI stainless steel (50mm high) incorporates a layer of sound deadening material and has upturned edges. Upstand (h=100mm)

### Main Features

- Digital display thermostat to control the internal temperature.
- Model specific to keep dishes warm.
- Handles in stainless steel for better hygiene and reliability.
- Sturdiness, stability and reliability of table accurately tested.
- 100 mm upstand with 13mm depth and 10 mm radiused corner, designed to be used against a wall.

### Construction

- Inner welded frame in stainless steel to guarantee superior strength and stability.
- Handles directly built into the sliding doors.
- Equipped with intermediate shelf which can be positioned at three different heights.
- Intermediate shelf in stainless steel with riveted corners and transversal reinforcement in stainless steel.
- Sturdy sound-deadened sliding doors on tracks located flush to the front of the frame.
- Easy access to the cupboard interior on all lengths guaranteed by the use of only 2 doors.
- Constructed entirely in stainless steel to offer maximum durability.
- Constructed entirely in stainless steel to offer maximum durability.
- Base panel has 40mm high profile, is 8/10 in thickness with upturned edges and bar reinforcement. It is welded to legs for further structure reinforcement.
- 304 AISI stainless steel feet, 150 mm high and 54 mm in diameter, adjustable by -35/+25 mm.
- 50 mm worktop in 304 AISI stainless steel.

### Optional Accessories

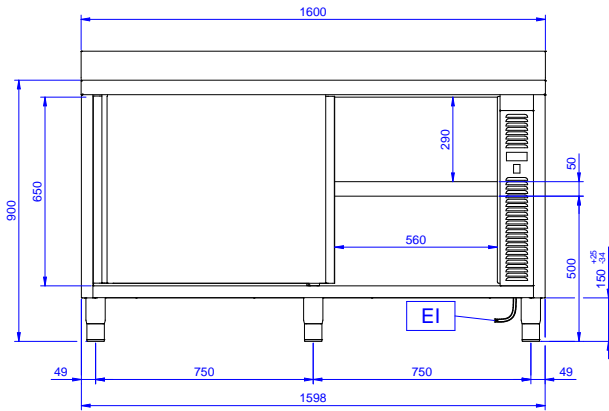
- Wheel kit for cupboards, 4 wheels (2 with brakes), D=100 mm PNC 855299

APPROVAL: \_\_\_\_\_

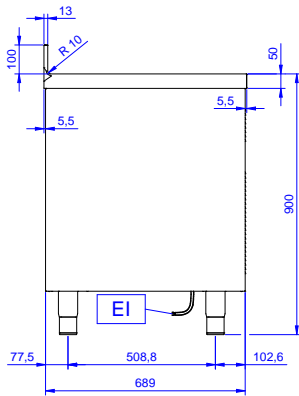


Experience the Excellence  
[www.electroluxprofessional.com](http://www.electroluxprofessional.com)

Front

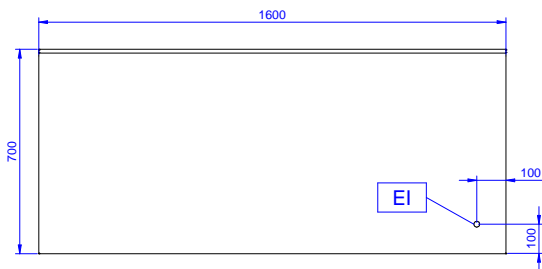


Side



EI = Electrical inlet (power)

Top



## Electric

Supply voltage: 220-240 V/1N ph/50/60 Hz  
 Total Watts: 2.4 kW

## Key Information:

Cabinet width: 1430 mm  
 Cabinet depth: 645 mm  
 Cabinet height: 610 mm  
 Cabinet temperature: 50-75 °C  
 External dimensions, Width: 1600 mm  
 External dimensions, Depth: 700 mm  
 External dimensions, Height: 1000 mm  
 Upstand Dimensions, Height: 100 mm  
 Upstand Dimensions, Depth: 13 mm  
 Upstand Dimensions, Radius: R=10  
 Worktop thickness: 50 mm  
 Net weight: 65 kg